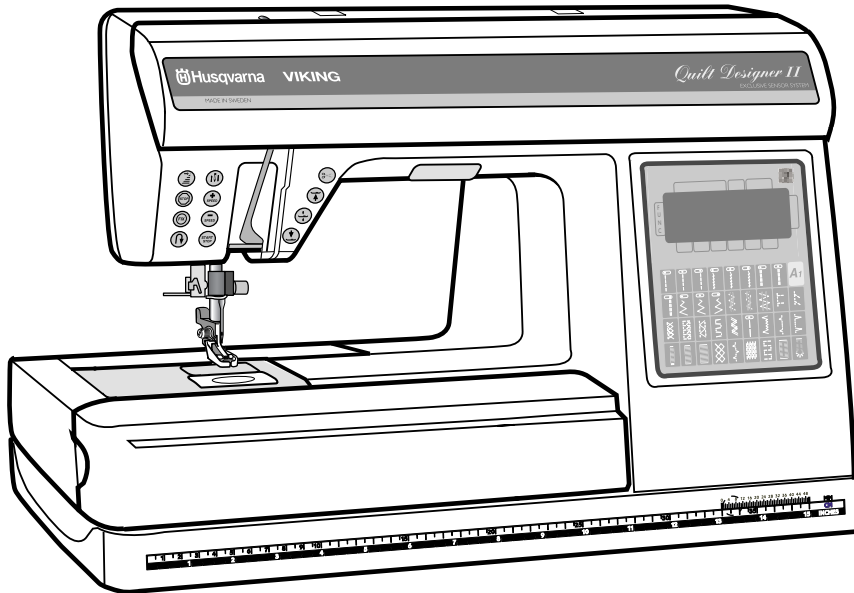


Quilt Designer II



Features and Benefits

**EXCLUSIVE SENSOR SYSTEM
EXCLUSIVE SENSOR FOOT LIFT**

Lowers automatically for every sewing technique.

Four positions: up, extra lift, pivot, and down. Your hands are free to guide fabric.

**EXCLUSIVE SENSOR FOOT
PIVOT**

Stop with needle down, foot floats on fabric.

**EXCLUSIVE SENSOR FOOT
PRESSURE**

Automatically adjusts for any fabric thickness as you sew. Perfect even feed results.

**EXCLUSIVE SELECTIVE
THREAD CUTTER**

Automatically cuts the top and bobbin thread when you finish embroidering, or sewing buttonhole with the Sensor Buttonhole Foot, or top thread only for embroidery color changes. One touch cuts the top and bobbin thread when you finish sewing. Touch while sewing to finish stitch pattern at end, cut top and bobbin thread and raise presser foot automatically.

EXCLUSIVE SEWING ADVISOR

Enter the type of fabric and the sewing technique, instantly the correct stitch, stitch width and length, thread tension, sewing speed and presser foot pressure are selected. Override anytime for specialty techniques.

LARGE TOUCH SCREEN

One touch stitch selection. Help screen. See and edit stitch programs before you sew. Changes appear instantly.

Made In Sweden

Husqvarna Viking has engineered superior quality and cutting edge technology sewing machines for over 130 years.

Stitch d-Card A1**- Utility stitches**

35 stitches used most for garment and project sewing, mending and darning.

Stitch d-Card E1**- Quilt and Appliqué Stitches**

27 quilting stitches include 9 mm wide crazy patch stitches, 15 mm stippling stitch, hand look quilting, scant 1/4" piecing stitch, and more.

Stitch d-Card N1**- Fashion Stitches**

30 stitches designed especially for fashion sewing include loops, chains and more.

Stitch d-Card O1**- Block alphabet**

Includes upper and lower case letters, numbers 0-9 and special characters.

Sew With or Without Foot Control

Touch START to sew and to stop sewing. Perfect for long rows of stitching.

Truly Automatic Self Adjusting Tension

Quilt Designer II tension is set individually for every sewing technique and fabric.

Top and Bobbin Thread Sensor

Quilt Designer II stops sewing and alerts you when thread runs out or breaks.

Snap On and Off Presser Feet

Change presser feet quickly and easily.

Buttonhole Sensor Foot

Measures buttonhole size on all weights and types of fabric as you sew. Stops automatically. Sew as many perfect buttonholes as you need.

Dual Lights

Excellent illumination over work area and just above needle. Eliminates shadows in the sewing area while sewing at night.

Ergonomically Designed

Up-front convenient threading, bobbin winding and placement, free arm to the front of machine, all settings at your fingertips with simple function buttons and Touch Screen. One piece aluminum casting is lightweight yet strong, long lasting and prevents vibration.

Selectronic Needle Stop -right

Set needle stop up or down. Tap foot control or touch function button to move needle up or down at any time.

Electronic Power/Speed Control

Stitch by stitch control with full needle penetration at any speed.

Extra Lift

The extra lift position of the exclusive Sensor Foot Lift features more lift space than other machines to slide thick and heavy quilts and fabric under the foot easily.

Help Menu

Touch ? and your HELP MENU tells you everything you need to know to sew. Recommends needle type and size, stabilizer, buttonhole tips and more.

Bobbin Winds from Needle

No need to unthread or rethread to wind a bobbin.

Automatic Bobbin Thread Pick-up

No need to bring bobbin thread up manually.

Threading arrows

Guide top thread path for fast, easy threading.

Automatic Needle Threader

Built-in needle threader eliminates tedious hand threading.

Speed Adjustment

Touch SPEED to adjust to five sewing speeds according to your sewing project and skill level. Perfect for teaching sewing.

Stop Function

Touch STOP to finish stitch pattern at end and tie off automatically. Perfect for single stitch tying of quilts and quilted projects. Put into program to stop sewing at a specific stitch or program.

Fix Function

Touch FIX to stop and lock any stitch instantly with tiny forward and backward stitches.

Instant and Permanent Reverse

Touch REVERSE to sew any stitch back for lockstitch, and tie off. Touch reverse twice for continuous reverse.

25 Needle Positions

Set needle position perfectly for topstitching, zippers, quilting and specialty techniques and accessory presser feet.

Adjustable Stitch Length and Stitch Width

Adjust stitch width from 0 - 6 mm and for certain stitches up to 37 mm. Adjust stitch length from 0 - 6 mm for specialty sewing.

Permanently Lubricated

No oiling means no stains on fabric.

Jamproof Rotary Hook

No tangled threads or threads sewn down into the machine.

Largest Work Space Inside Sewing Arm and Longest Free Arm

Ergonomic design gives ample space for quilting and extra large projects. Together with Designer I, Quilt Designer II features the longest free arm in the industry.

Mirror Image

Flip stitches and/or stitch programs side to side and/or end to end for unlimited creative combinations.

Stitch Re-start

Touch Stitch Re-start to begin sewing at the start of any stitch. Any stitch length, width, mirror image or elongation alterations will be remembered.

Quick updates via Internet or at your Husqvarna Viking dealer via Personal d-Card

Download upgrades with the help of the d-Card Reader/Writer Kit.

Save

Customize your favorite stitch, save and repeat it whenever you wish.

Easy Programming

See your stitch and/or lettering combinations horizontally as you put them into program.

Free Motion Sewing

Choose from free motion straight stitch and free motion zigzag to create fast, fun, and easy free motion sewing.

Twin Needle Safety

Enter twin needle width and your Quilt Designer II sets stitch width to eliminate broken needles.

Two Built-In Spool Pins

Easy threading for twin needle and other specialty sewing and topstitching techniques.

Elongation

Increase or decrease the length of decorative satin stitches and Pictogram elements with elongation. The density of the stitch remains the same.

Permanent Memories

9 permanent memories, each holds 61 stitches for stitch and/or lettering programs up to 549 stitches.

Built in Ruler

Ruler on front base of Quilt Designer II lets you measure ribbing and elastic at your fingertips. Convert from inches to centimeters in an instant.

Slide-On Accessory Tray

Stores your bobbins, accessory feet, needles and more, right at your fingertips. Plus flatbed extension.

Attractive Carrying Case

Easy to carry and protects your Quilt Designer II and accessories for storage and/or transport.

Education Package

Husqvarna Viking Quilt Designer II User's Guide with step by step teaching exercises and companion video. Husqvarna Viking Accessory User's Guide teaches you how to use over 40 accessories to make specialty technique sewing faster and easier. Plus a Software booklet, all to guide and inspire your joy of sewing.

ZigZag


A free copy of ZigZag magazine is included to expand your creativity.

Quilt Designer II Stitch d-Cards

Stitch d-Cards included with the Quilt Designer II



Utility stitches, A1
35 stitches used most for garment and project sewing, mending and darning.



Fashion Stitches, N1
30 stitches designed especially for fashion sewing include cables, loops, chains and more.




Block alphabet, O1
Includes upper and lower case letters, numbers 0-9 and special characters.




Quilt and Appliqué Stitches, E1
27 quilting stitches include 15 mm wide stippling stitch, hand look quilting stitch, 1/4" piecing stitch, feathered satin stitch, and more. Includes the Quilting Booklet with sewing instructions to help you get started with different quilt techniques.


Optional Stitch d-Cards



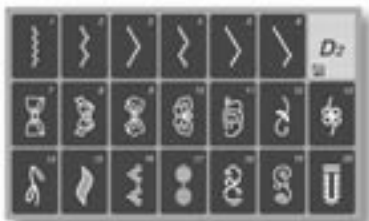
Buttonhole Stitches, B1
13 styles of buttonholes, one for every style and type of garment, three eyelet styles, button sewing, bartack and more.




Pictograms Stitches, C1
Twenty seven satin elements can be programmed in combination to create decorative stitches and Pictogram embroidery.



Heirloom Stitches, D1
20 special stitches for hemstitching, entredeux, and decorative stitching. Also includes the Heirloom Booklet with sewing instructions for beautiful Heirloom projects, and useful hints.



Heirloom Stitches, D2
20 special stitches for smocking, decorative stitching and an heirloom buttonhole. Also includes the Heirloom Booklet with sewing instructions for beautiful Heirloom projects, and useful hints.



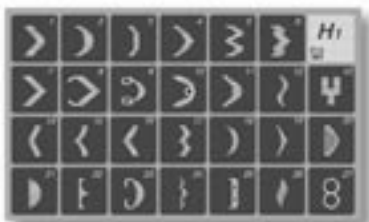
Stitch d-Card E2 - Crazy Quilt Stitches
24 Crazy Quilt stitches simulate hand embroidery to personalize your quilt projects.



Children Stitches, G1
24 stitches for kids include bows, trains, butterflies, stars, hearts, snowflakes, balls, cherries, candy and more.

Quilt Designer II Stitch / Embroidery d-Cards

Optional Stitch d-Cards



Scallop Stitches, H1

27 styles of scallop stitches up to 25 mm wide. Program them for 30 mm width.



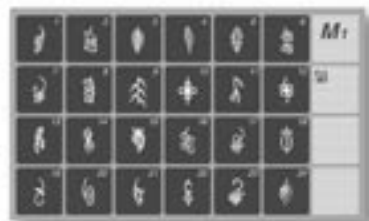
Omnimotion Stitches, K1

Side motion feeding creates up to 37 mm wide decorative stitches. Program them with mirror image for even larger border designs.



Decorative Stitches, L1

24 decorative stitches include satin ribbon styles, open ribbons, satin hearts and diamonds, bricks, southwestern, leaves etc.



Crafting Stitches, M1

24 stitches include leaves, vines, flowers, feather and abstract.



Outline Block alphabet, P1

Includes upper and lower case letters, numbers 0-9 and special characters.



Script alphabet, R1

Includes upper and lower case letters, numbers 0-9 and special characters.

Optional Embroidery d-Cards



4-way stitches/

8-way Stitches, T1

15 different stitches to sew in four directions. Sew around corners to patch knees. Decorate or applique small projects. This Stitch d-Card also features straight stitch and reinforced straight stitch that can be sewn in 8 directions. No need to turn the fabric, simply touch the arrow in the direction you wish to sew.



Embroidery d-Card 100:

This Embroidery d-Card comes with the optional embroidery Unit and includes 25 beautiful designs for the Large Hoop and the Standard Hoop.

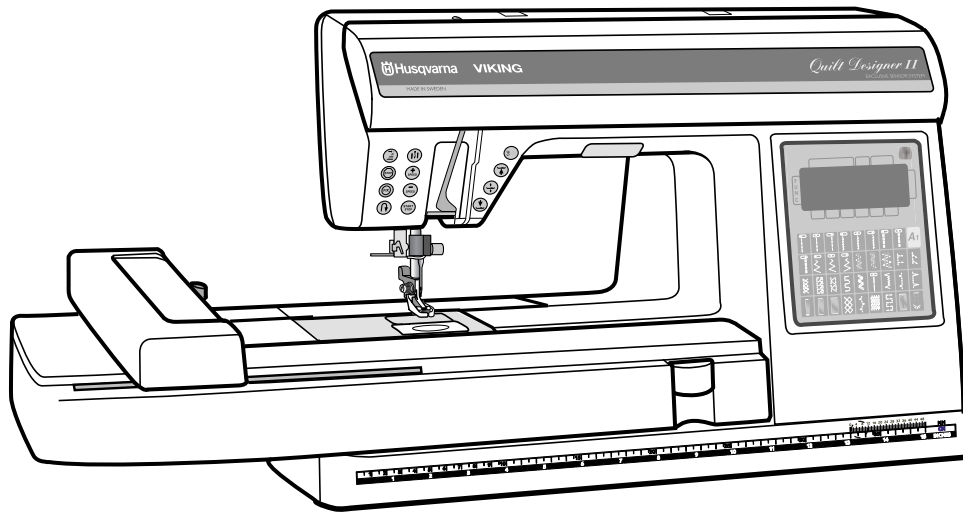
Note: Visit your Husqvarna Viking dealer to see additional Embroidery d-Cards.



Embroidery d-Card 100z,

Clarendon Block

This Embroidery d-Card is also included with the optional embroidery Unit and lets you choose between 12, 20, and 30 mm size Clarendon Block lettering and special characters. Additional fonts are optional.



Optional Embroidery features available when purchasing the Quilt Designer II's embroidery unit

Husqvarna Viking Quilt Designer II Slide-On Embroidery Unit

Instant embroidery ability with large embroidery support surface. Personalize clothing and linens with embroidery.

Hoops

Husqvarna Viking Quilt Designer II Embroidery Unit includes the Large Hoop to sew embroideries up to 9.6" x 6" (240 mm x 150 mm) without re-positioning and the Standard Hoop to sew embroideries up to 4" x 4" (100 mm x 100 mm). Other hoops available.

Embroidery d-Cards

Husqvarna Viking Quilt Designer II Embroidery Unit includes the Embroidery d-Card 100₁ featuring beautiful embroideries for all types of projects. Also included is the Embroidery d-Card 100₂, Clarendon Block, for monogramming and numbering.

Automatic Feed Teeth

Feed teeth lower automatically for embroidery and come up automatically for sewing.

Sensor Foot Pressure

Embroidery foot glides over different thickness of fabric and previous embroidery stitches.

Husqvarna Viking Embroidery Collection

Highest quality embroidery designs from top name sewing designers. Embroidery Booklet pictures designs actual size for ease of placement and gives colors of thread by number. Thousands of optional embroideries are available.

Placement Template

Placement templates are included. Trace the design onto the placement template and mark placement lines exactly where you want to embroider.

Fix Baste

Touch FIX to baste fabric in the hoop and outline the embroidery area.

Color Stops

Quilt Designer II stops sewing, beeps to alert you and cuts the top thread automatically for a new thread color.

Cancel Color Stops

Simply touch the STOP to cancel color stops to sew one color and tone on tone embroideries.

Step Through Designs

Step through designs by color or by stitch to move forward or backward to any part of a design or to sew only parts of a design.

Preview Color, Design Size, and Placement

Preview the colors on the Touch Screen. Touch parameter arrows to see size of design in the hoop and where it will be sewn.

Move Design in Hoop

Touch positioning buttons to move design within hoop for precision placement.

Enlarge and Reduce Size

Sew different sizes for each design. Change size quickly on the Touch Screen.

Embroidery Rotation

Rotate designs easily in 90 degree steps for additional design opportunities and easy hooping.

Embroidery Mirror Image

Flip designs for twice as many design possibilities and easy hooping.

Embroidery Sewing Speed

Speed is computer controlled for best stitch quality or manually adjusted for specialty threads.

Attractive Embroidery Carrying Case

Easy to carry and protects your Embroidery Unit and embroidery accessories for storage and/or transport to class.

Additional Embroidery Options

Husqvarna Viking Mega Hoop

Embroider designs up to 14.2" x 6" (360 x 150 mm).

Husqvarna Viking Mini Embroidery Spring Hoop

Use the Mini Spring hoop, design area 1.6" x 1.6" (40 x 40 mm), for quick hooping of smaller pieces of fabrics like collars and pockets.

Husqvarna Viking Embroidery Spring Hoop

Use the Spring Hoop, design area 4" x 4" (100 x 100 mm), for quick and easy hooping.

Embroidery d-Cards

Visit your Husqvarna Viking dealer or the Husqvarna Viking web site at: www.husqvarnaviking.com to select from thousands of embroidery designs.

Husqvarna Viking Embroidery Software

Choose from the most advanced embroidery software for the home sewer. Purchase step by step or all at once. Husqvarna Viking provides programs that allow sewers the option to move at their own pace as their creativity flourishes.

Reader/Writer for Quilt Designer II

Includes Personal d-Card for personal designs.

Optional Quilt Accessories and Notions

Stitch d-Card E₂ - Crazy Quilt Stitches

24 Crazy Quilt stitches simulate hand embroidery to personalize your quilt projects.

Quilter's Kit III

Includes Quilter's Extension Table with detachable Seam Guide, Circular Stitching and Securing Pin. Use the securing pin to sew your favorite stitch in perfect circles up to 20" (52 cm) in diameter. The Free Motion Guide Grip, Free Motion Guide Foot, Open Toe Stippling Foot, Open Toe Dual Feed Foot with guides, and an Inspiration Book with several fun projects are included.

Sensor Q-Foot

For free motion stippling and quilting embroideries on quilts with thick batting/wadding.

Open Toe Foot

For optimal visibility when sewing creative appliqué details.

Straight Stitch Plate with Inch Markings

Use with the 1/4" Piecing Foot to piece block after block with a perfect scant 1/4" seam.

Standard Zig Zag Stitch Plate with Centimeter Markings

To sew with centimeter measurements.

Quilting Notions

Also choose among many more optional Husqvarna Viking notions and accessories such as Rotary Cutting mats, Rulers, Quilt Tote, Quilter's Cut'n Press, Grid Marker etc.

Optional Stitch d-Cards

14 optional Stitch d-Cards to optimize your creativity:

- Buttonhole Stitches B₁
- Pictograms Stitches C₁
- Heirloom Stitches D₁
- Heirloom Stitches D₂
- Crazy Quilt Stitches E₂
- Children Stitches G₁
- Scallop Stitches H₁
- Omnimotion Stitches K₁
- Decorative Stitches L₁
- Crafting Stitches M₁
- Fashion Stitches N₁
- Outline Block Alphabet P₁
- Script Alphabet R₁
- 4-way stitches/8-way Stitches T₁



KEEPING THE WORLD SEWING

VSM Group AB • SE-561 84 Huskvarna, Sweden
www.husqvarnaviking.com